Type BM8G Load Cell



Short description

- Stainless steel IP68 shear beam load cell
- Hermetically sealed
- Robust and wide mounting surface
- Suitable for harsh environment
- Current calibrated (sc-option)

OIML test certificate no. D09-07.22
C of C no R60/2000-DE1-10.07

Available models

Capacity	Accuracy	Full article description
500kg	C3/C4	BM8G-C3/C4-500kg-5B-SC
1t	C3/C4	BM8G-C3/C4-1t-5B-SC
2t	C3/C4	BM8G-C3/C4-2t-5B-SC
5t	C3	BM8G-C3-5t-5B-SC-W2
7.5t	C3	BM8G-C3-7.5t-5B-SC-W2
10t	C3	BM8G-C3-10t-10B-SC

Specifications and dimensions are subject to change without notice and do not constitute any liability whatsoever.

Zemic Europe B.V.
Leerlooierstraat 8
4871 EN Etten-Leur
The Netherlands

T: +31 76 50 39480
F: +31 76 50 3948
info@zemic.nl
www.zemic.nl

Type BM8G Load Cell

Detailed specifications BM8G

Accuracy class		OIML R60 C3	OIML R60 C4
Output sensitivity (= FS)	mV/V	2.0 ± 0.004	
Maximum capacity (E_{max})	t	0.5, 1, 2, 5, 7.5, 10	0.5, 1, 2
Max.number of load cell intervals	n_{LC}	3000	4000
Ratio of min. LC verification interval	$Y = E_{max} / v_{min}$	10000	15000
Combined Error	%FS	≤± 0.0230	≤± 0.0175
Minimum dead load	Of E_{max}	0%	
Safe overload	of E_{max}	150 %	
Ultimate overload	of E_{max}	300 %	
Zero balance	of FS	< ± 1.0 %	
Excitation, recommended voltage	V	5 ~ 15	
Excitation maximum	V	18	
Input resistance	Ω	350 ± 3.5	
Output resistance	Ω	350 ± 3.5	
Insulation resistance	MΩ	≥5000 (at 50VDC)	
Compensated temperature	°C	-10 ~+40	
Operating temperature	°C	-35 ~ +65	
Storage temperature	°C	-40 ~ +70	
Element material		Stainless steel	
Ingress Protection (acc. to EN 60529)		IP68	
Recommended torque on fixation	Nm	M12: 100	M20:450 M24:750

Wiring

Wiring:
Shielded, 4 conductor cable.
Cable diameter: Ø5mm
Standard cable length: 5m
Shield not connected to element.

4-wire diagram

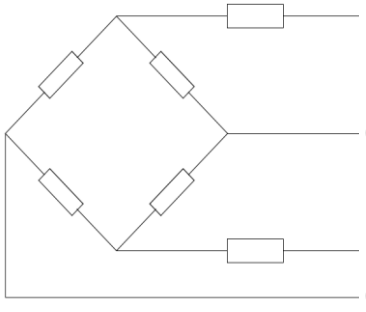

		D19
Input(+)	Red	Green
Output(-)	White	Red
Input (-)	Black	Black
Output(+)	Green	White

Specifications and dimensions are subject to change without notice and do not constitute any liability whatsoever.

Zemic Europe B.V.
Leerlooierstraat 8
4871 EN Etten-Leur
The Netherlands

T: +31 76 50 39480
F: +31 76 50 3948
info@zemic.nl
www.zemic.nl

Type BM8G Load Cell

Dimensions in mm

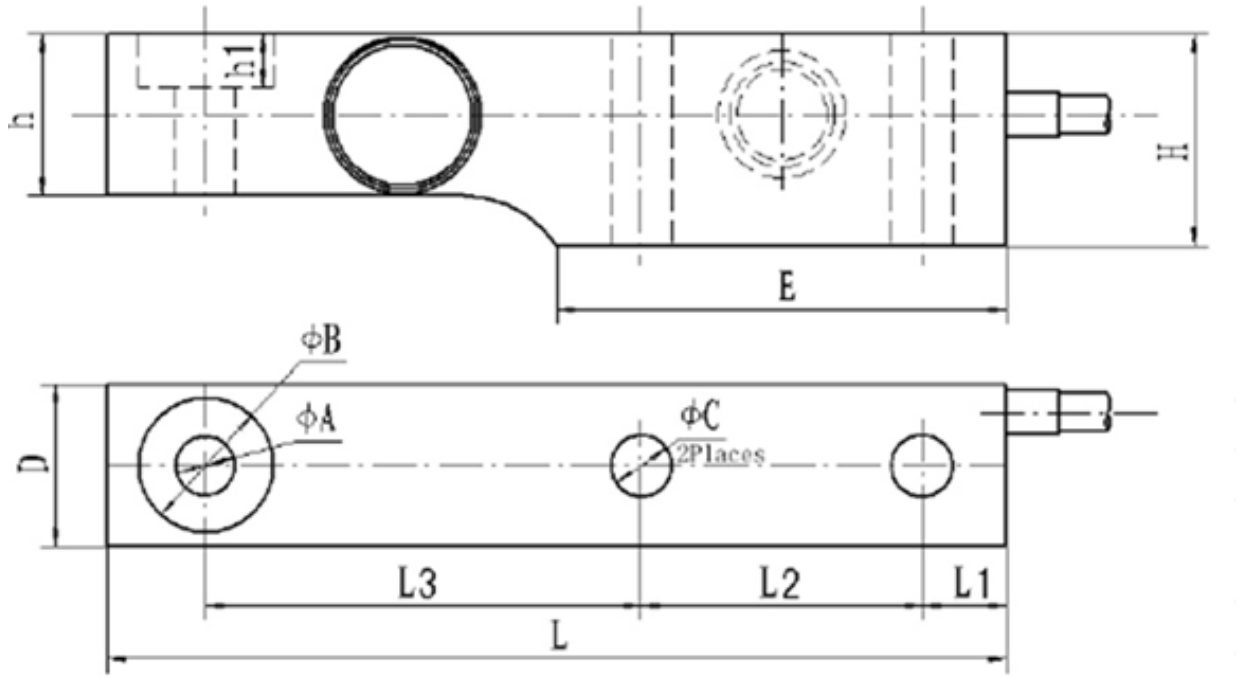

Dimension Capacity	A	B	C	D	E	L	L1	L2	L3	H	h	h1
0.5t, 1t, 2t	17.48	30.3	13.9	36.48	101.6	203.2	19.05	63.5	98.43	47.63	36.5	11.9
5t, 7.5t-W2	25.5	41.4	22.23	47.36	111	234.95	20.62	66.7	123.8	69.85	47.64	15.75
10t	25.5	41.4	25	55	111	234.95	20.62	66.7	123.8	69.85	58.6	15.75

Specifications and dimensions are subject to change without notice and do not constitute any liability whatsoever.

Zemic Europe B.V.
Leerlooierstraat 8
4871 EN Etten-Leur
The Netherlands

T: +31 76 50 39480
F: +31 76 50 3948
info@zemic.nl
www.zemic.nl

Available accessories

BM-8-409-0.5-10t mount • Stainless steel mount • Easy load cell access • Self aligning construction • Lift-off protection • Controlled horizontal movement	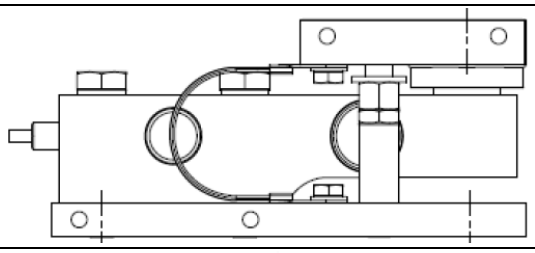
BM-8-410-0.5-10t mount • BM-8-409 + stay rod • Stainless steel mount • Easy load cell access • Self aligning construction • Lift-off protection • Stabilized by stay rod	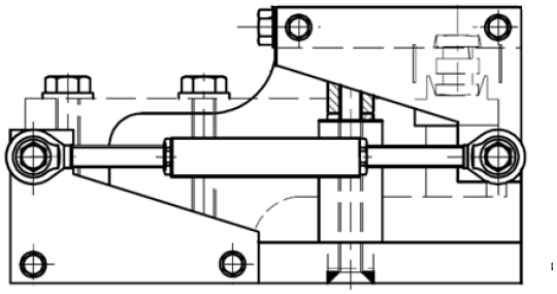
Elastomer BM8G 0.5-10t • Easy installation • Suitable for shock load	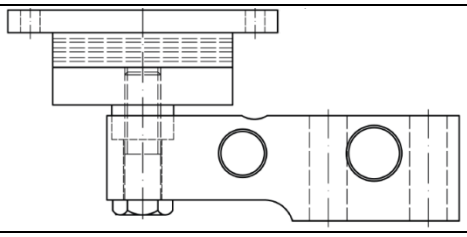

Specifications and dimensions are subject to change without notice and do not constitute any liability whatsoever.

Zemic Europe B.V.
Leerlooierstraat 8
4871 EN Etten-Leur
The Netherlands

T: +31 76 50 39480
F: +31 76 50 3948
info@zemic.nl
www.zemic.nl